



Frederick County Sheriff's Office

Urbana Area Comparison

Part I Offenses	2017-2018	2018-2019	Change	% Change
Criminal Homicide	0	0	0	0%
Rape	0	1	1	NC
Robbery	3	2	-1	-33%
Aggravated Assault	3	8	5	167%
Burglary	7	7	0	0%
Theft	41	55	14	34%
Motor Vehicle Theft	4	2	-2	-50%
Total Part I Offenses	58	75	17	29%

Part II Offenses	2017-2018	2018-2019	Change	% Change
Simple Assault	26	27	1	4%
Other Forcible Sex Offense	1	1	0	0%
CDS Violations	32	15	-17	-53%
Destruction of Property	16	23	7	44%
Fraud	33	31	-2	-6%
Counterfeit / Forgery	5	3	-2	-40%
Embezzlement	1	0	-1	-100%
Extortion/Blackmail	0	1	1	NC
Driving Under the Influence	13	3	-10	-77%
Disorderly Conduct	0	1	1	NC
Family Offenses, Non-Violent	3	1	-2	-67%
Peeping Tom	0	1	1	NC
Pornography/Obscene Material	1	2	1	100%
Trespassing	1	1	0	0%
Stolen Property Offense	0	1	1	NC
Runaway	1	3	2	200%
Weapon Law Violations	0	1	1	NC
All Other Offenses	12	20	8	67%
Total Part II Offenses	145	135	-10	-7%
Total Part I & II Offenses	203	210	7	3%

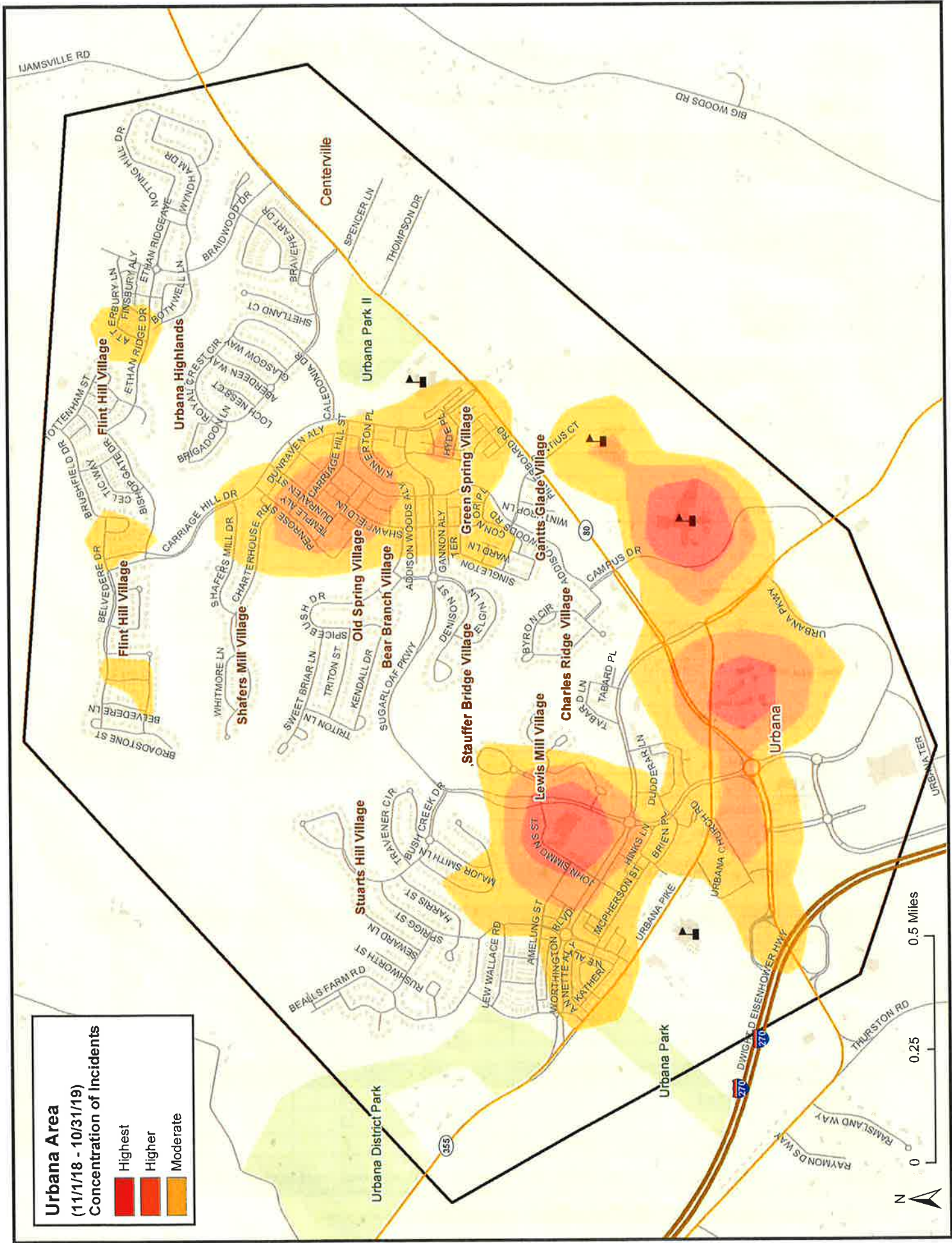
Non-Criminal Incident Reports	134	105	-29	-22%
--------------------------------------	-----	-----	-----	------

Types of Theft Offenses	2017-2018	2018-2019	Change	% Change
Theft from Building	9	13	4	44%
Theft from Vehicle	15	7	-8	-53%
Theft of Vehicle Parts	4	2	-2	-50%
Theft, All Other	12	21	9	75%
Shoplifting	1	12	11	1,100%

Types of Fraud Offenses	2017-2018	2018-2019	Change	% Change
Credit Card / ATM Fraud	17	16	-1	-6%
Impersonation	13	13	0	0%
False Pretense/Swindle/Confidence Game	3	2	-1	-33%

2017 - 2018 = 11/1/17 to 10/31/18; 2018 - 2019 = 11/1/18 to 10/31/19; Non Criminal Incident Reports include Police Information, Emergency Evaluation, Found Property, Overdose, Death, Driving Suspended, Internet/Phone Scam, Civil Dispute, Missing Person, Sex Offender Compliance Check, and Domestic (No Assault).

NC = Increase NOT CALCULATED (not able to divide into zero / determine percent change with a starting value of zero).



Urbana Area
 (11/1/18 - 10/31/19)
 Concentration of Incidents

	Highest
	Higher
	Moderate





Frederick County Sheriff's Office

Urbana Area Comparison

Urbana Area - Calls for Service	2017-2018	2018-2019	Change	% Change
Directed Patrol	1,201	1,253	52	4%
Patrol Checks	536	559	23	4%
Traffic Stops	1,233	1,157	-76	-6%
Total Proactive	2,970	2,969	-1	0%
Other Deputy-Initiated	964	1,166	202	21%
Non-Deputy Initiated	2,443	3,453	1,010	41%
Total	6,377	7,588	1,211	19%

Urbana Area - Calls for Service	2017-2018	2018-2019	Change	% Change
Closed with Adult Arrest	82	88	6	7%
Closed with Juvenile Arrest	3	5	2	67%
Total Calls Closed with Arrest	85	93	8	9%

IJAMSVILLE RD

BIG WOODS RD

Centerville

Flint Hill Village

Urbana Park II

Urbana Highlands

Flint Hill Village

Shafers Mill Village

Bear Branch Village
Old Spring Village

Gantts Glade Village

Stauffer Bridge Village

Green Spring Village

Lewis Mill
Charles Ridge Village



Stuarts Hill Village

Urbana

Urbana District Park

Urbana Park

Urbana Area Calls for Service (11/1/18 - 10/31/19)

-  Closed with Adult Arrest
-  Closed with Juvenile Arrest

